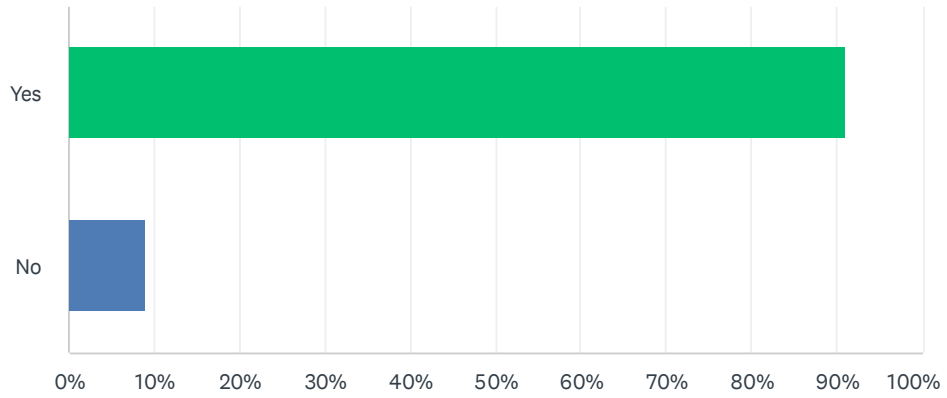


Q1 Do you live in Greater London?

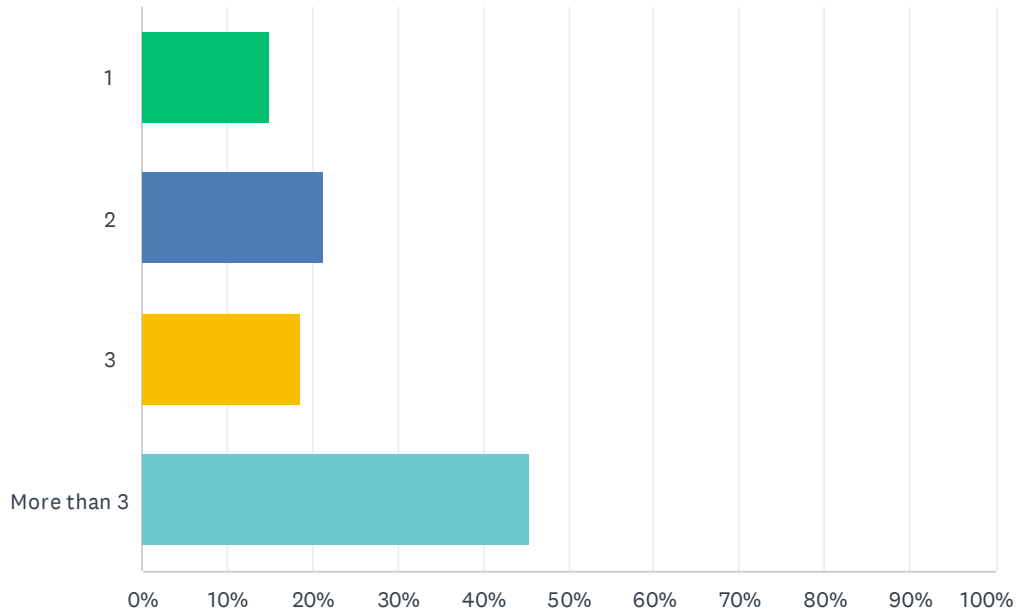
Answered: 2,115 Skipped: 6



ANSWER CHOICES	RESPONSES	
Yes	90.97%	1,924
No	9.03%	191
TOTAL		2,115

Q2 How many bikes / cycles does your household own?

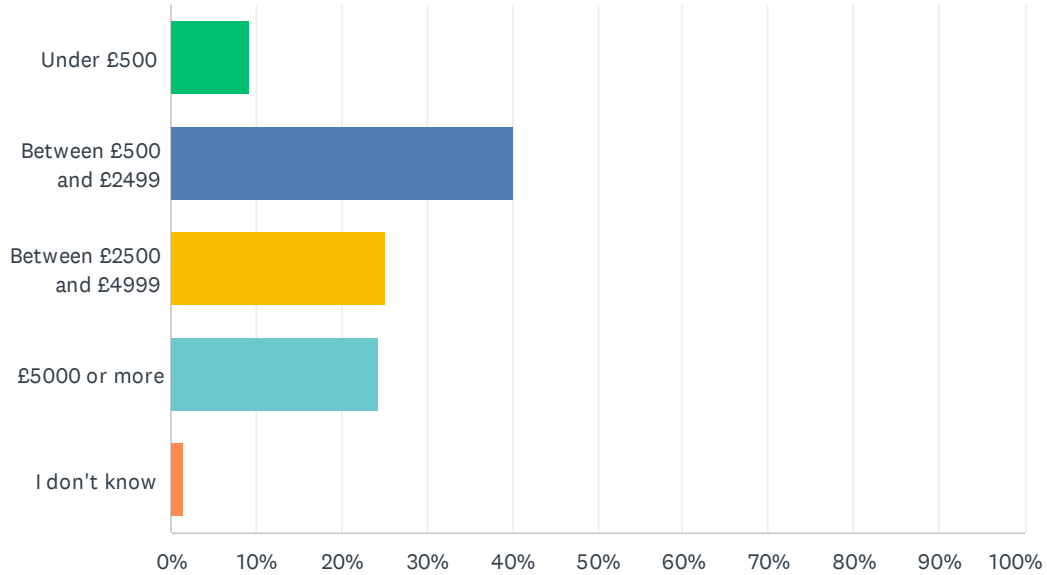
Answered: 2,118 Skipped: 3



ANSWER CHOICES	RESPONSES	
1	14.83%	314
2	21.29%	451
3	18.51%	392
More than 3	45.37%	961
TOTAL		2,118

Q3 What is the approximate, combined value of the bikes / cycles that your household owns?

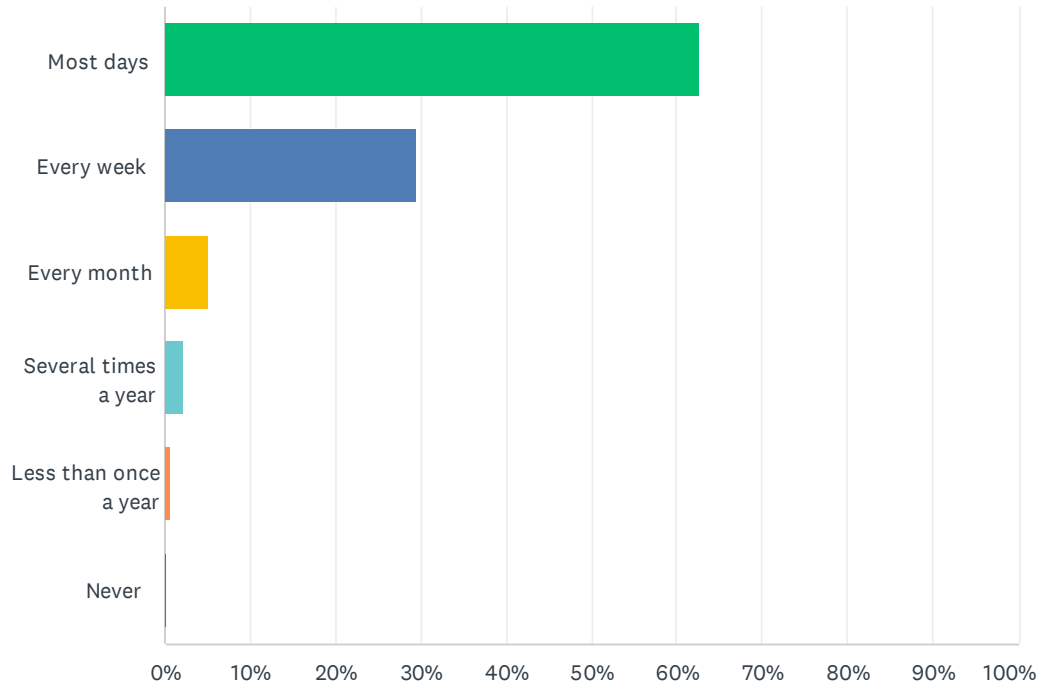
Answered: 2,115 Skipped: 6



ANSWER CHOICES	RESPONSES	
Under £500	9.17%	194
Between £500 and £2499	40.05%	847
Between £2500 and £4999	25.11%	531
£5000 or more	24.21%	512
I don't know	1.47%	31
TOTAL		2,115

Q4 How often do you typically cycle?

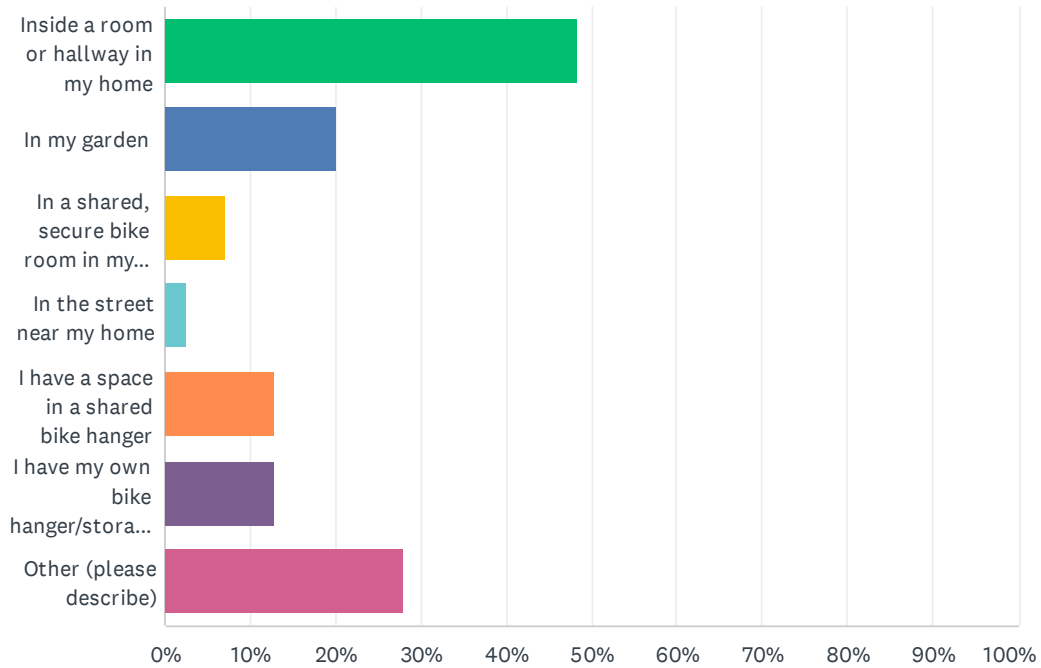
Answered: 2,120 Skipped: 1



ANSWER CHOICES	RESPONSES	
Most days	62.69%	1,329
Every week	29.43%	624
Every month	5.05%	107
Several times a year	2.12%	45
Less than once a year	0.57%	12
Never	0.14%	3
TOTAL		2,120

Q5 Where do you store your bikes / cycles at home (select all that apply)?

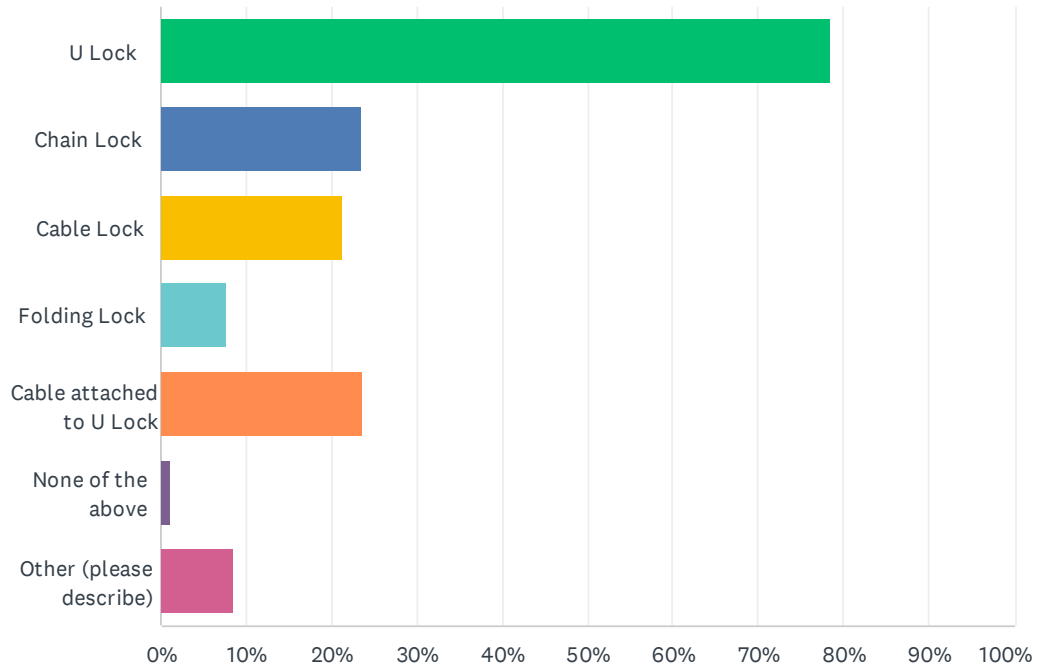
Answered: 2,069 Skipped: 52



ANSWER CHOICES	RESPONSES	
Inside a room or hallway in my home	48.38%	1,001
In my garden	20.01%	414
In a shared, secure bike room in my block of flats	7.01%	145
In the street near my home	2.61%	54
I have a space in a shared bike hanger	12.81%	265
I have my own bike hanger/storage box	12.71%	263
Other (please describe)	27.94%	578
Total Respondents: 2,069		

Q6 Which type of locks do you typically use when you lock your bikes / cycles up in the street? Please select all that apply.

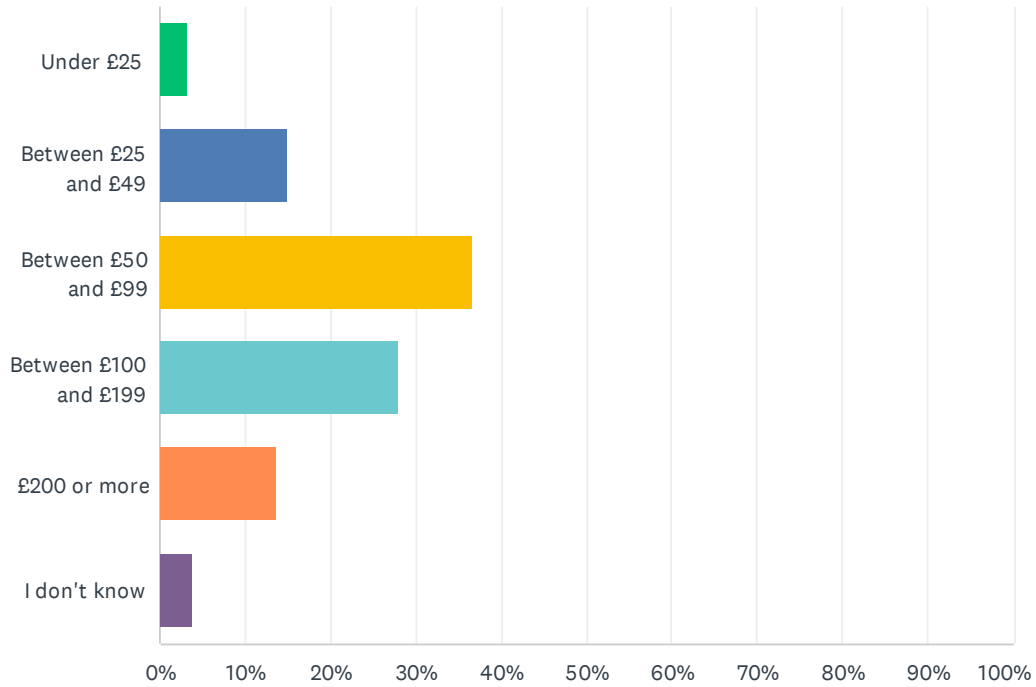
Answered: 2,069 Skipped: 52



ANSWER CHOICES	RESPONSES	
U Lock	78.54%	1,625
Chain Lock	23.54%	487
Cable Lock	21.22%	439
Folding Lock	7.68%	159
Cable attached to U Lock	23.63%	489
None of the above	1.16%	24
Other (please describe)	8.51%	176
Total Respondents: 2,069		

Q7 What is the combined value of the locks you typically use when you lock your bikes / cycles up in the street?

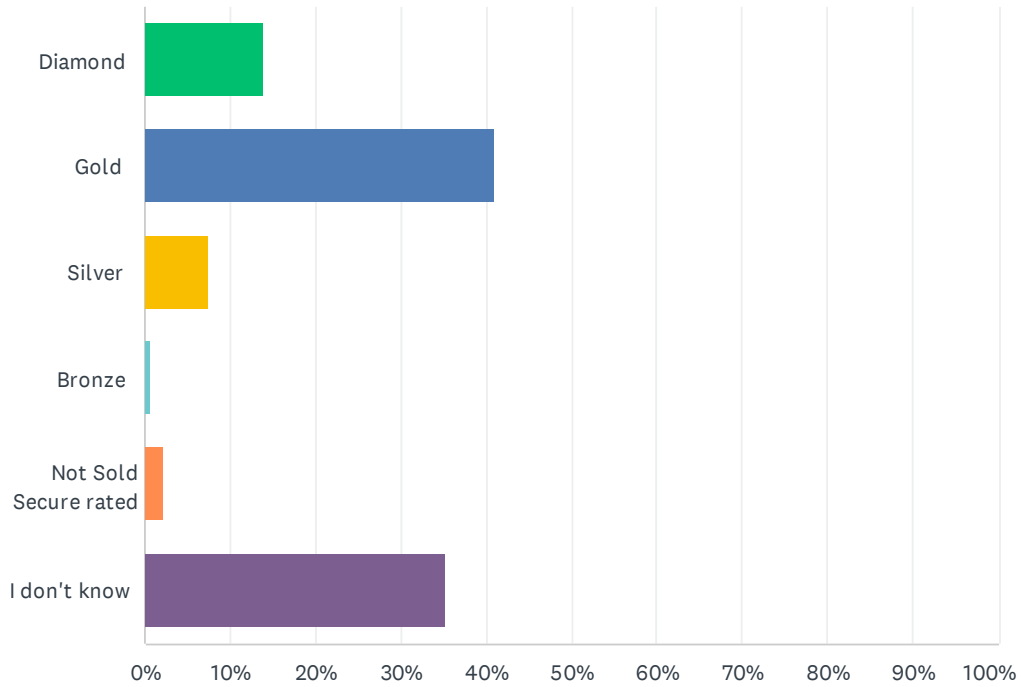
Answered: 2,064 Skipped: 57



ANSWER CHOICES	RESPONSES	
Under £25	3.10%	64
Between £25 and £49	14.83%	306
Between £50 and £99	36.77%	759
Between £100 and £199	27.86%	575
£200 or more	13.66%	282
I don't know	3.78%	78
TOTAL		2,064

Q8 Do you know the Sold Secure rating of the most secure lock you use?

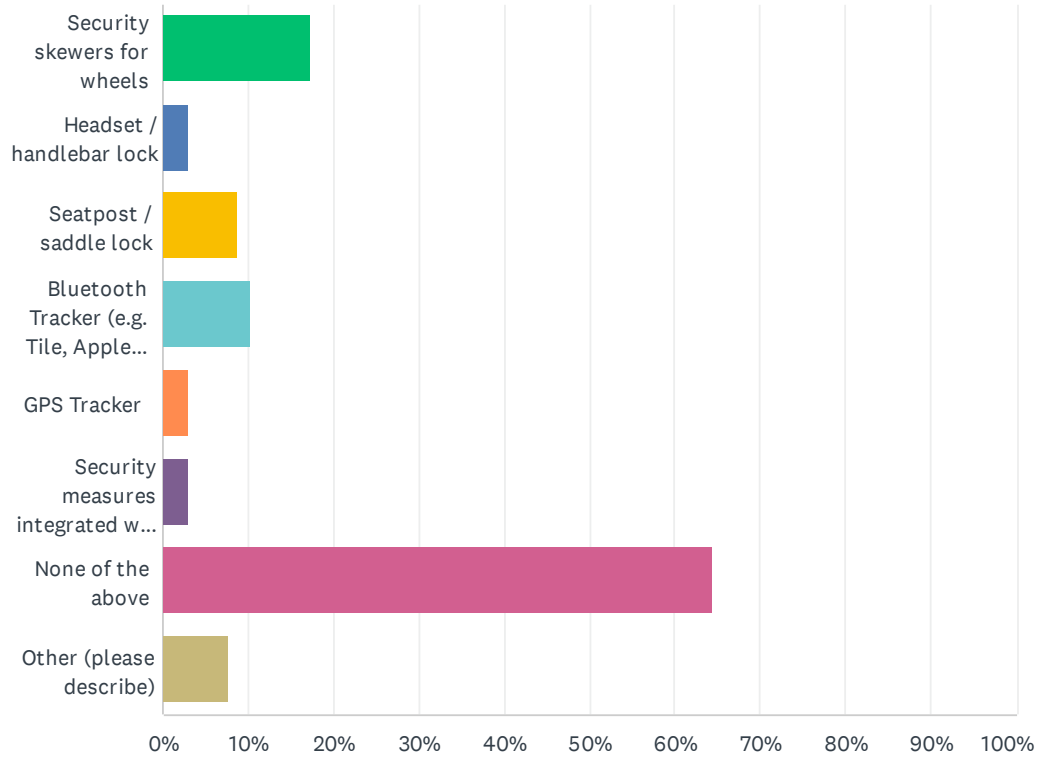
Answered: 2,067 Skipped: 54



ANSWER CHOICES	RESPONSES	
Diamond	13.84%	286
Gold	40.88%	845
Silver	7.45%	154
Bronze	0.63%	13
Not Sold Secure rated	2.08%	43
I don't know	35.12%	726
TOTAL		2,067

Q9 Do you have any other security equipment on your bikes / cycles? Please select all that apply.

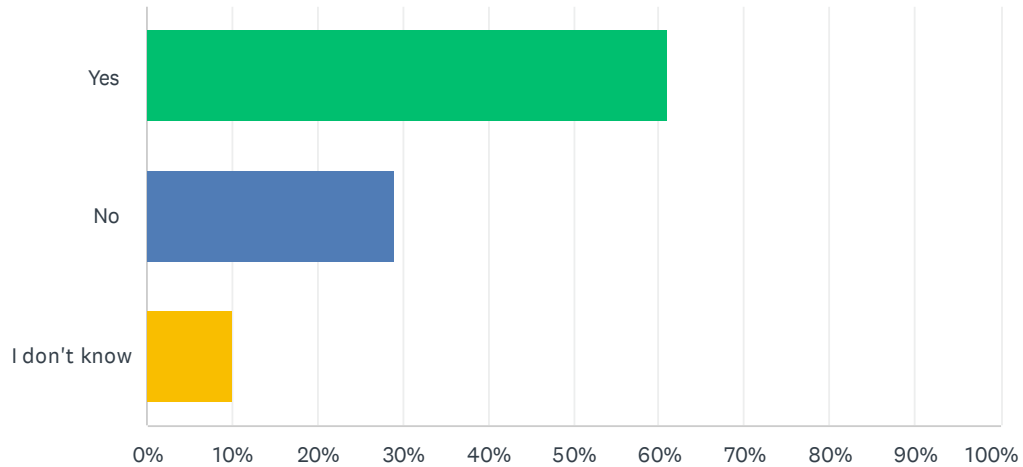
Answered: 1,992 Skipped: 129



ANSWER CHOICES	RESPONSES	
Security skewers for wheels	17.37%	346
Headset / handlebar lock	2.91%	58
Seatpost / saddle lock	8.68%	173
Bluetooth Tracker (e.g. Tile, Apple AirTag)	10.14%	202
GPS Tracker	3.06%	61
Security measures integrated with e-bike (e.g. motor immobilisation, GPS tracking)	2.96%	59
None of the above	64.46%	1,284
Other (please describe)	7.78%	155
Total Respondents: 1,992		

Q10 Is the frame number of any of your bikes / cycles currently registered on a national bike registration database (e.g. BikeRegister)?

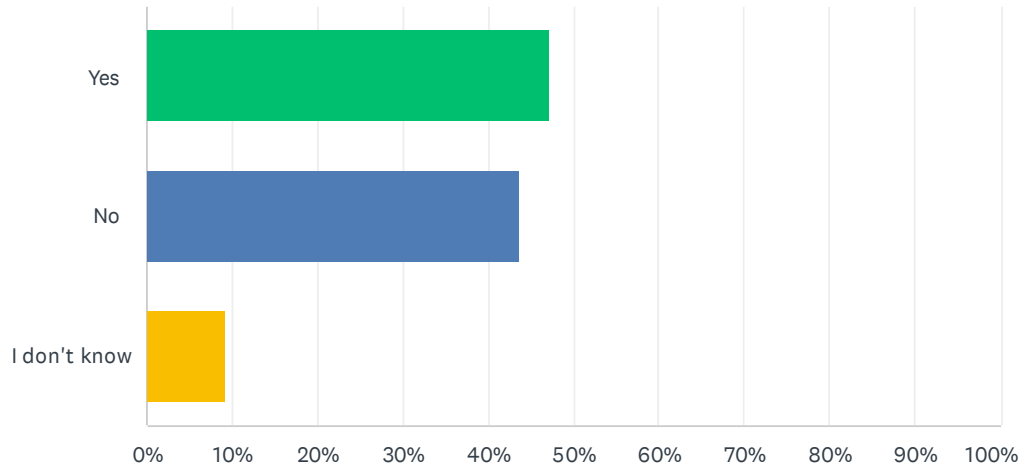
Answered: 2,041 Skipped: 80



ANSWER CHOICES	RESPONSES	
Yes	61.05%	1,246
No	28.96%	591
I don't know	10.00%	204
TOTAL		2,041

Q11 Are any of your bikes / cycles currently marked with a security marking product (e.g. BikeRegister, DataTag, Immobilise)?

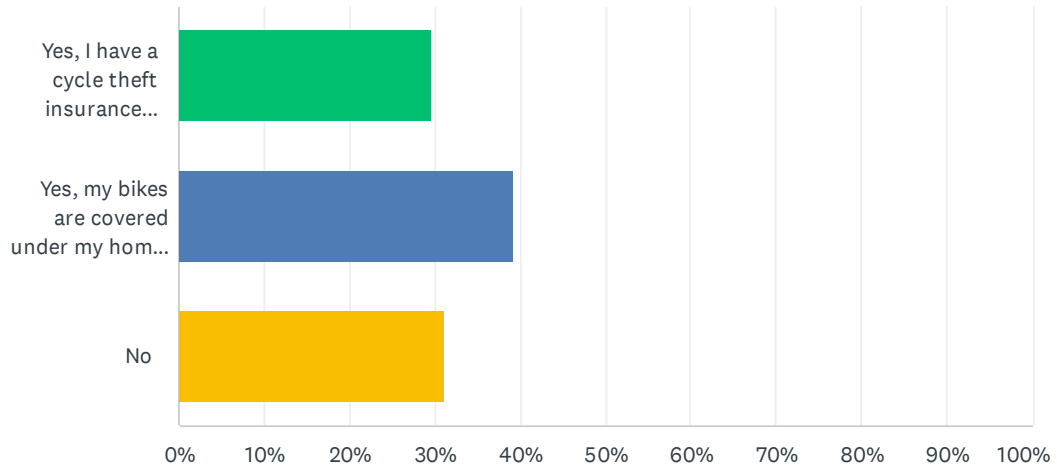
Answered: 2,042 Skipped: 79



ANSWER CHOICES	RESPONSES	
Yes	47.21%	964
No	43.68%	892
I don't know	9.11%	186
TOTAL		2,042

Q12 Do you have insurance to cover cycle theft?

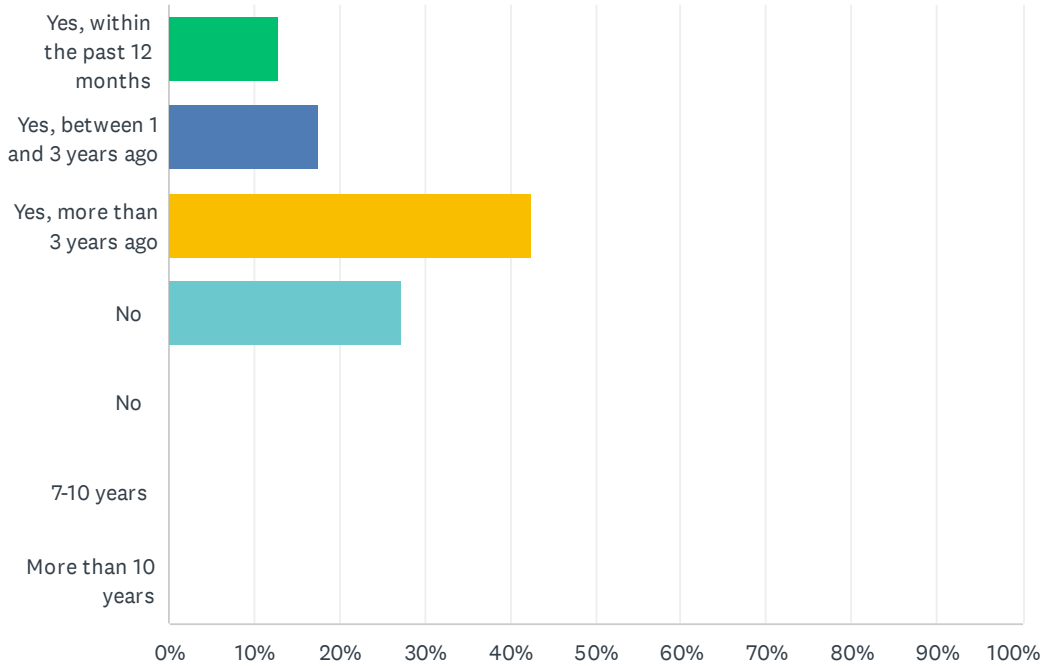
Answered: 2,044 Skipped: 77



ANSWER CHOICES	RESPONSES	
Yes, I have a cycle theft insurance policy	29.70%	607
Yes, my bikes are covered under my home insurance policy	39.24%	802
No	31.07%	635
TOTAL		2,044

Q13 Have you or anyone in your household been the victim of cycle theft — for example, had a bike or e-bike stolen, or been otherwise directly affected?

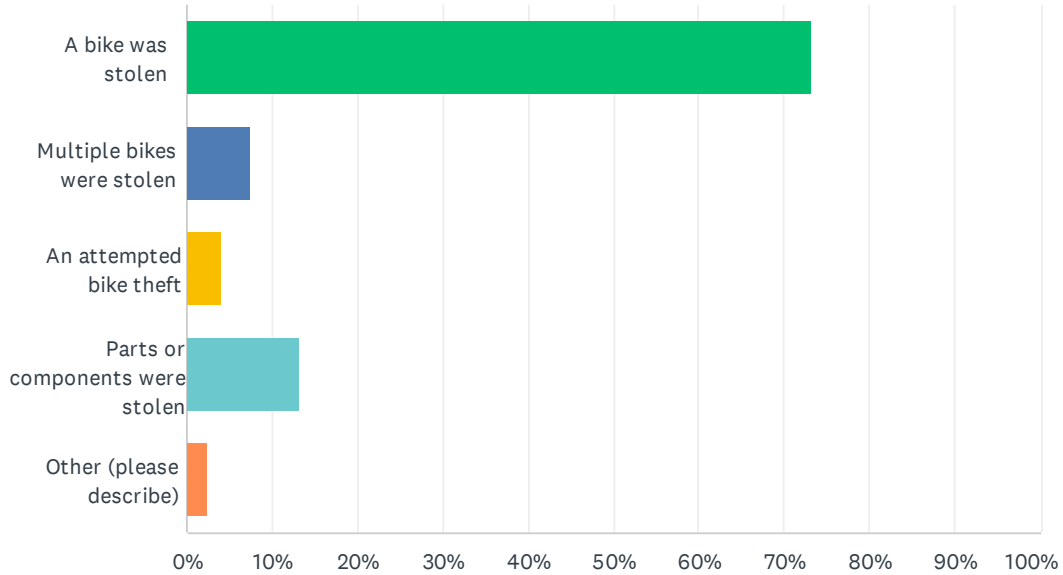
Answered: 2,039 Skipped: 82



ANSWER CHOICES	RESPONSES	
Yes, within the past 12 months	12.70%	259
Yes, between 1 and 3 years ago	17.56%	358
Yes, more than 3 years ago	42.42%	865
No	27.32%	557
No	0.00%	0
7-10 years	0.00%	0
More than 10 years	0.00%	0
TOTAL		2,039

Q14 What best describes the most recent cycle theft incident affecting you or a member of your household?

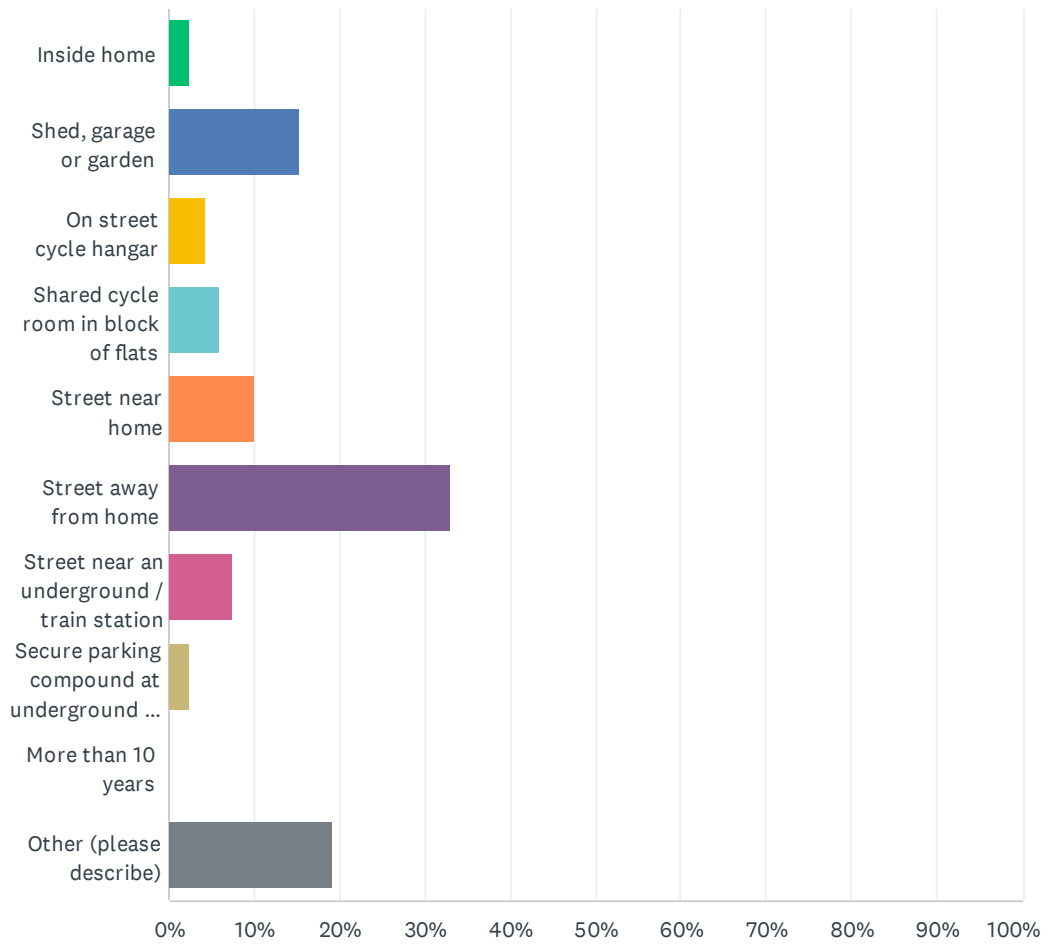
Answered: 1,472 Skipped: 649



ANSWER CHOICES	RESPONSES	
A bike was stolen	73.10%	1,076
Multiple bikes were stolen	7.47%	110
An attempted bike theft	4.01%	59
Parts or components were stolen	13.18%	194
Other (please describe)	2.24%	33
TOTAL		1,472

Q15 Where was the bike / cycle when the incident took place?

Answered: 1,467 Skipped: 654

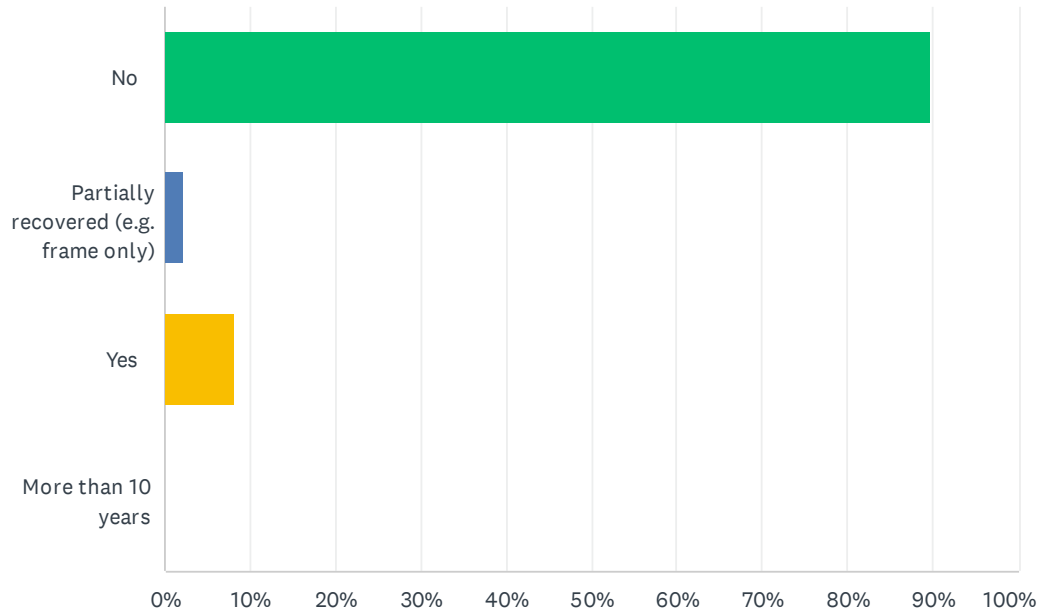


Cycle Theft Survey 2025

ANSWER CHOICES	RESPONSES	
Inside home	2.25%	33
Shed, garage or garden	15.41%	226
On street cycle hangar	4.29%	63
Shared cycle room in block of flats	5.93%	87
Street near home	10.09%	148
Street away from home	33.13%	486
Street near an underground / train station	7.36%	108
Secure parking compound at underground / train station	2.32%	34
More than 10 years	0.00%	0
Other (please describe)	19.22%	282
TOTAL		1,467

Q16 Was the bike / parts recovered?

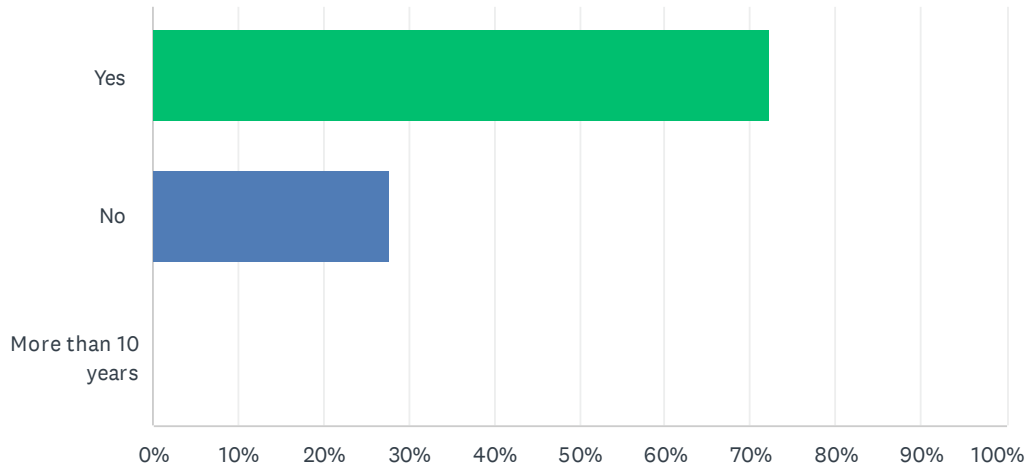
Answered: 1,462 Skipped: 659



ANSWER CHOICES	RESPONSES	
No	89.74%	1,312
Partially recovered (e.g. frame only)	2.12%	31
Yes	8.14%	119
More than 10 years	0.00%	0
TOTAL		1,462

Q17 Did you report the incident to the police?

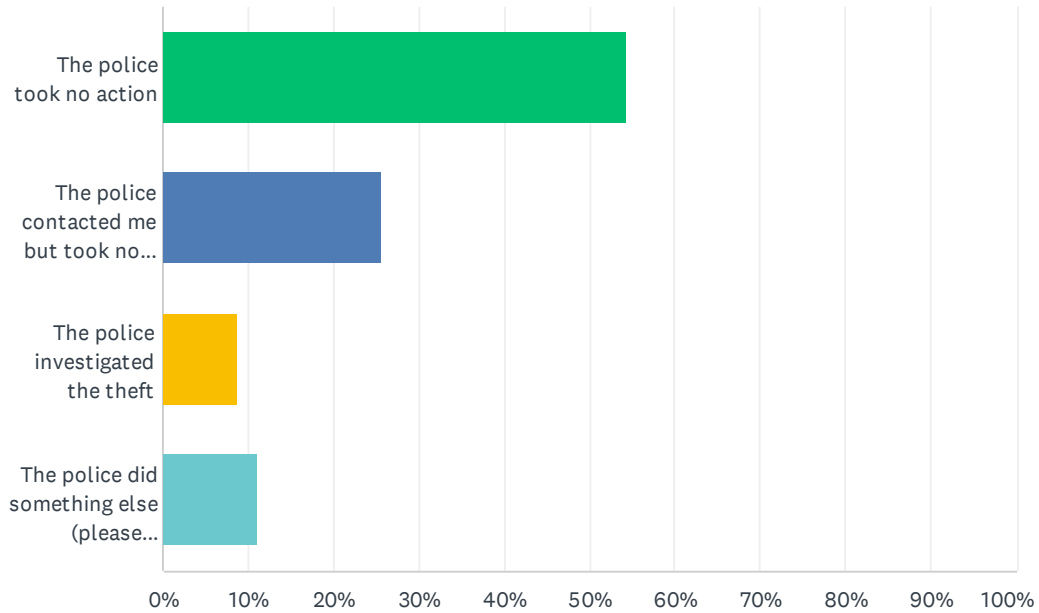
Answered: 1,464 Skipped: 657



ANSWER CHOICES	RESPONSES	
Yes	72.27%	1,058
No	27.73%	406
More than 10 years	0.00%	0
TOTAL		1,464

Q18 Beyond taking the report and issuing a crime reference number, did the police take any action?

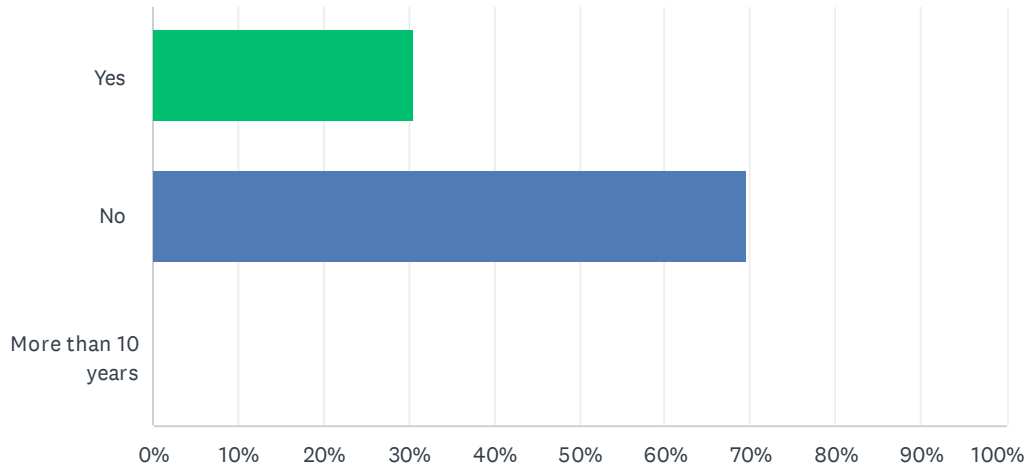
Answered: 1,056 Skipped: 1,065



ANSWER CHOICES	RESPONSES	
The police took no action	54.45%	575
The police contacted me but took no further action	25.66%	271
The police investigated the theft	8.71%	92
The police did something else (please describe)	11.17%	118
TOTAL		1,056

Q19 Do you feel the police response was adequate?

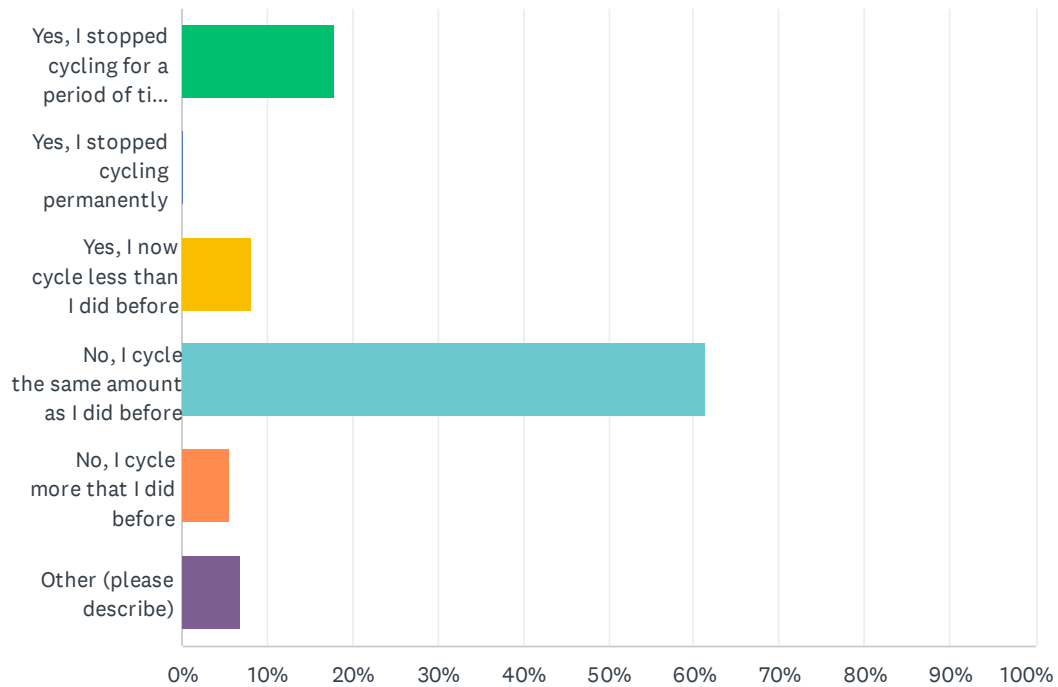
Answered: 1,043 Skipped: 1,078



ANSWER CHOICES	RESPONSES	
Yes	30.58%	319
No	69.42%	724
More than 10 years	0.00%	0
TOTAL		1,043

Q20 Following the theft, was the frequency with which you cycle affected?

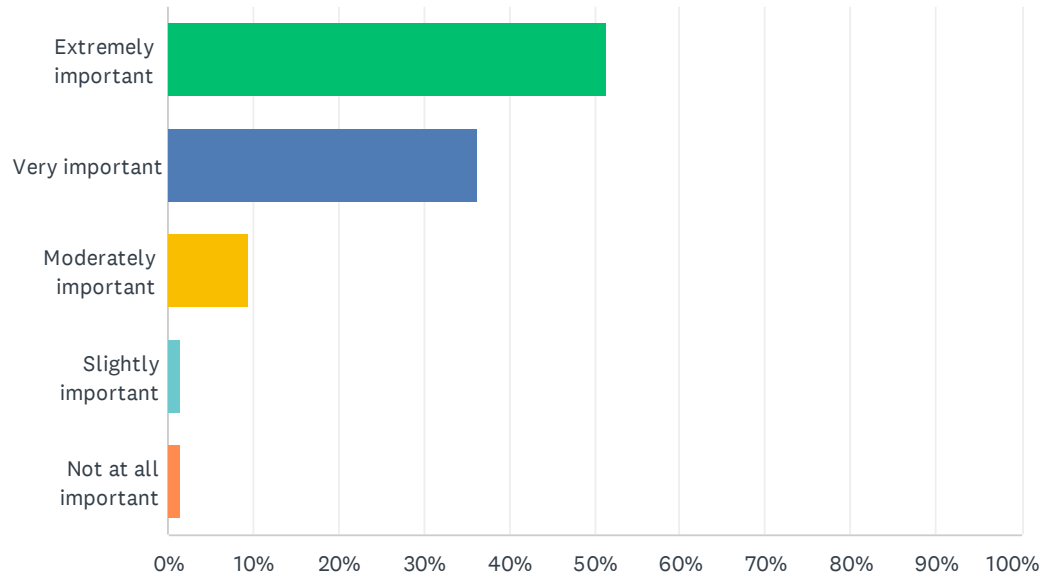
Answered: 1,455 Skipped: 666



ANSWER CHOICES	RESPONSES	
Yes, I stopped cycling for a period of time following the theft	18.01%	262
Yes, I stopped cycling permanently	0.14%	2
Yes, I now cycle less than I did before	8.04%	117
No, I cycle the same amount as I did before	61.44%	894
No, I cycle more that I did before	5.57%	81
Other (please describe)	6.80%	99
TOTAL		1,455

Q21 How important do you think it is for authorities in London to address cycle theft?

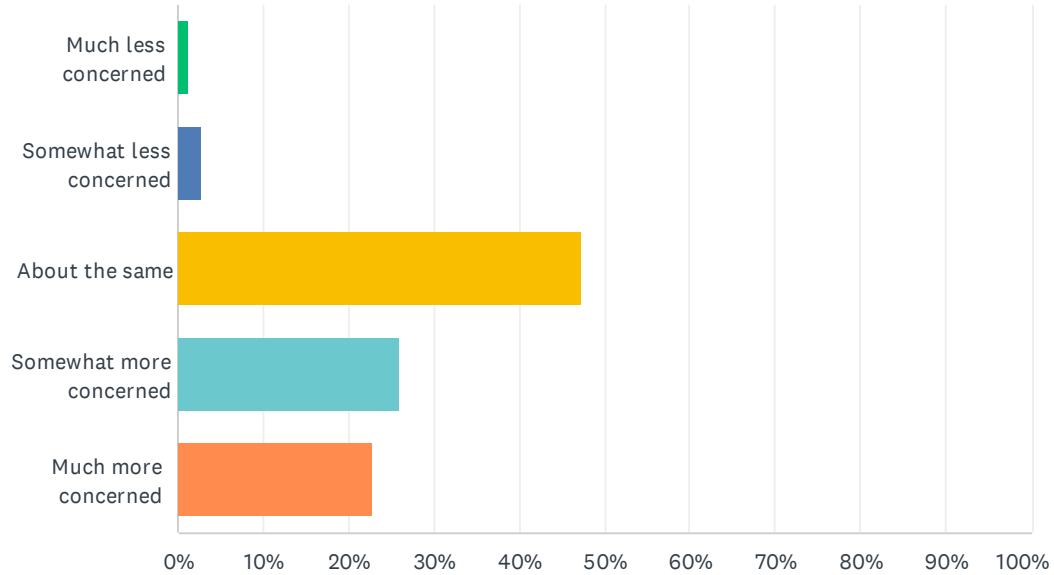
Answered: 2,000 Skipped: 121



ANSWER CHOICES	RESPONSES	
Extremely important	51.45%	1,029
Very important	36.15%	723
Moderately important	9.35%	187
Slightly important	1.50%	30
Not at all important	1.55%	31
TOTAL		2,000

Q22 Compared with three years ago, how has your level of concern about cycle theft in London changed, if at all?

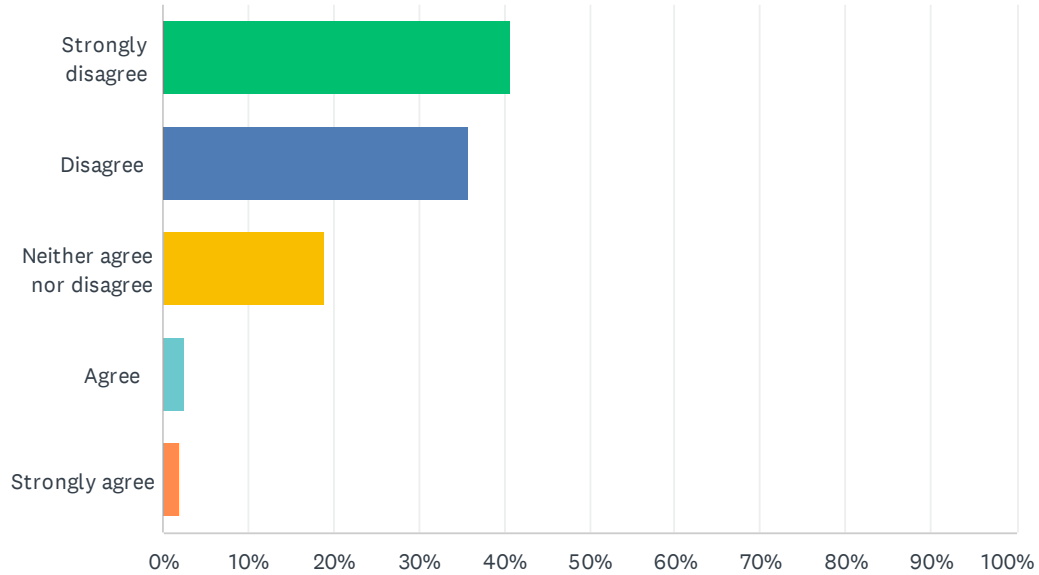
Answered: 1,999 Skipped: 122



ANSWER CHOICES	RESPONSES	
Much less concerned	1.30%	26
Somewhat less concerned	2.75%	55
About the same	47.27%	945
Somewhat more concerned	25.96%	519
Much more concerned	22.71%	454
TOTAL		1,999

Q23 Do you agree or disagree that the police in London currently give sufficient priority to addressing cycle theft.

Answered: 1,998 Skipped: 123



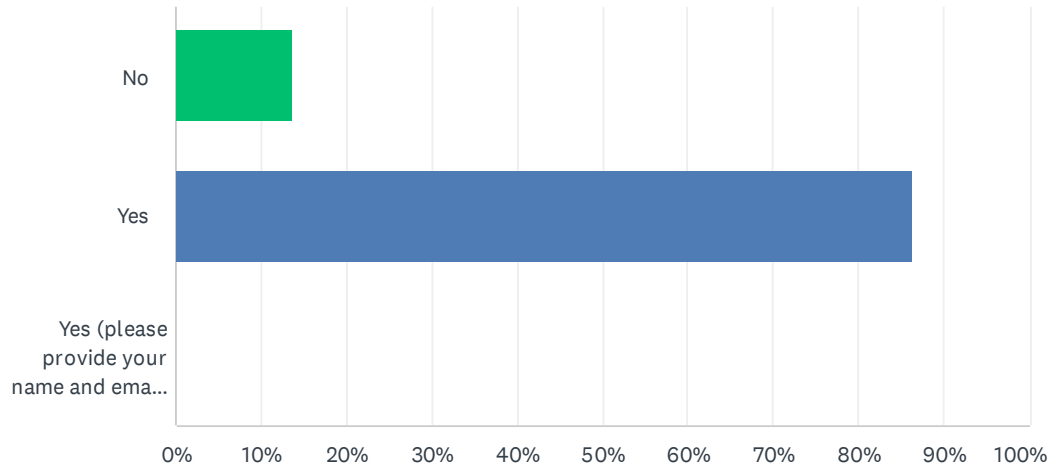
ANSWER CHOICES	RESPONSES	
Strongly disagree	40.69%	813
Disagree	35.84%	716
Neither agree nor disagree	19.07%	381
Agree	2.55%	51
Strongly agree	1.85%	37
TOTAL		1,998

Q24 Is there anything else you would like to tell us about your experience of cycle theft in London?

Answered: 821 Skipped: 1,300

Q25 Would you like to enter the draw to win a Kryptonite U Lock? (Your information will not be shared or stored).

Answered: 1,996 Skipped: 125



ANSWER CHOICES	RESPONSES	
No	13.63%	272
Yes	86.37%	1,724
Yes (please provide your name and email address)	0.00%	0
TOTAL		1,996

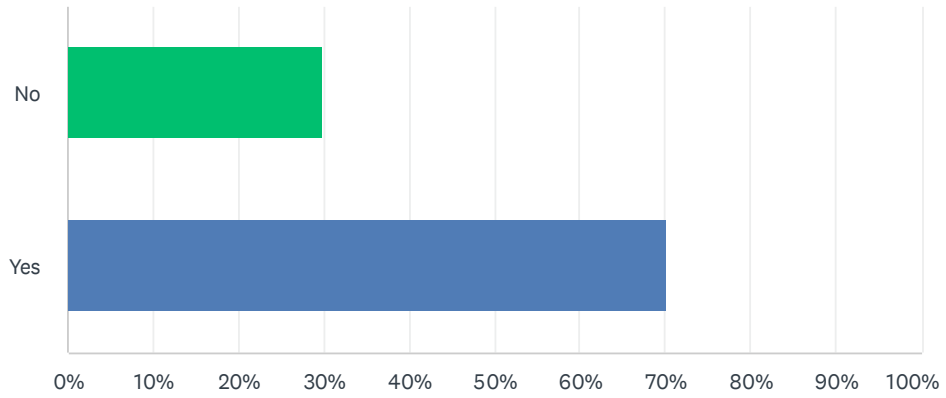
Q26 Please provide your contact details below to be entered into the Kryptonite U Lock draw.

Answered: 1,720 Skipped: 401

ANSWER CHOICES	RESPONSES	
First name	99.94%	1,719
Last name	99.88%	1,718
Email address	99.83%	1,717

Q27 Can we send you information by email?

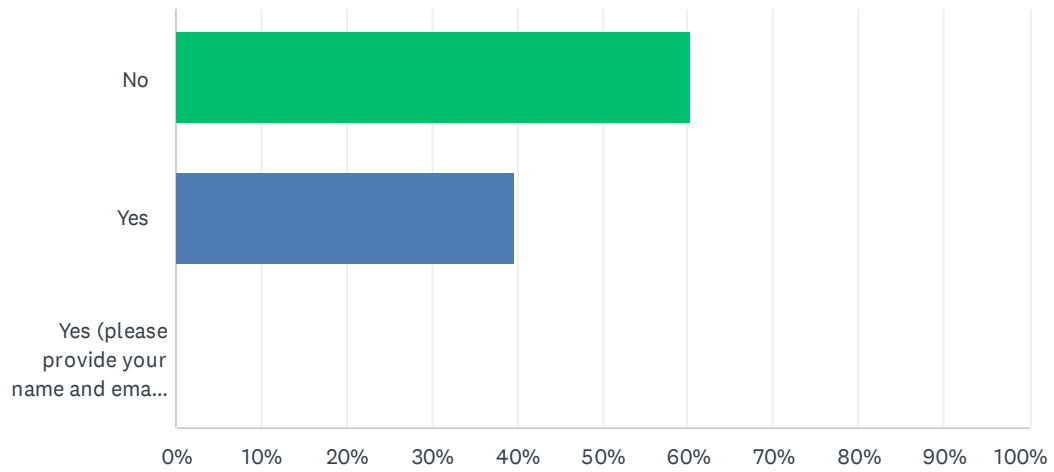
Answered: 1,708 Skipped: 413



ANSWER CHOICES	RESPONSES	
No	29.80%	509
Yes	70.20%	1,199
TOTAL		1,708

Q28 Can we send you information by email?

Answered: 285 Skipped: 1,836



ANSWER CHOICES	RESPONSES	
No	60.35%	172
Yes	39.65%	113
Yes (please provide your name and email address)	0.00%	0
TOTAL		285

Q29 Please provide your contact details so we can contact you about ways to support LCC.

Answered: 105 Skipped: 2,016

ANSWER CHOICES	RESPONSES	
First name	99.05%	104
Last name	99.05%	104
Email address	100.00%	105